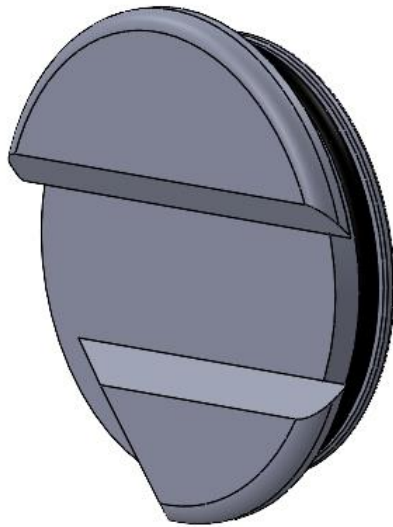




Cummins Front Street Freeze Plug

P/N 122910-5

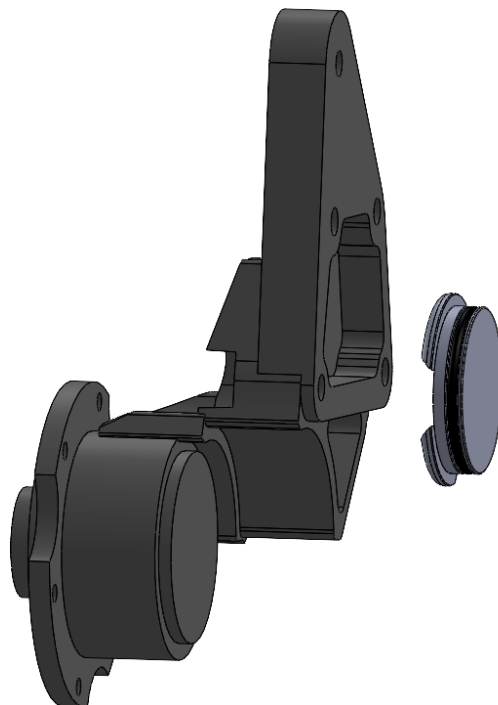



Features:

- Billet machined construction
- Mounts behind factory fan hub
- Replaceable O-ring seal

Installation Instructions

1. Remove the factory fan hub
2. Remove the factory press-in freeze plug
3. Clean the freeze plug bore for a smooth sealing surface
 - a. Make sure there is no pitting on the bore
4. Put a light coat of grease on the freeze plug O-ring
5. Press the freeze plug into the bore and align the cutout to match the fan hub like the pictures below
 - a. Make sure the O-ring stays seated in the groove





6. Reinstall the factory fan hub and torque the bolts to 18 ft-lbs